

How to manage Scheduled Payments

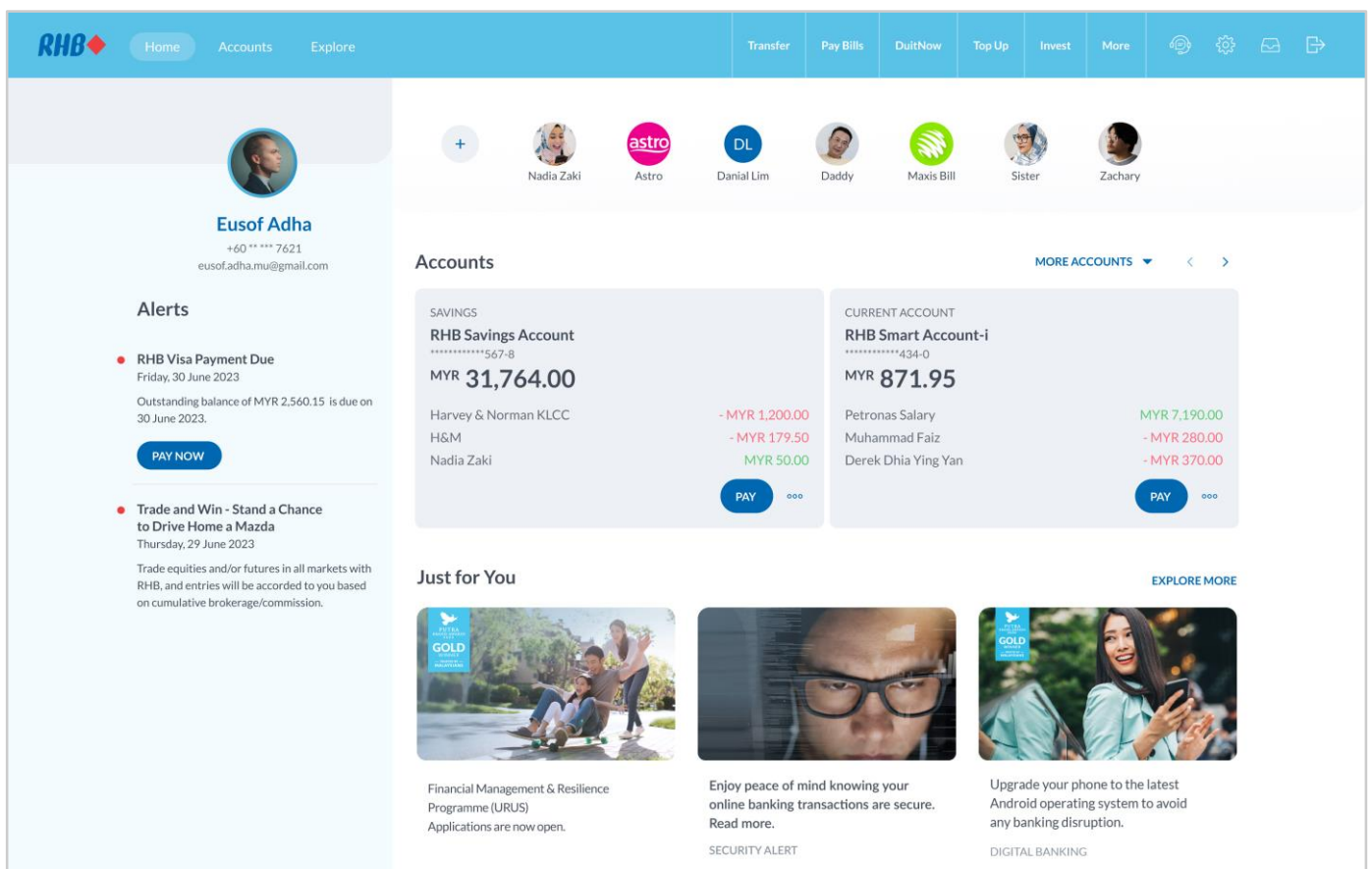
Uruskan pembayaran berjadual yang ditetapkan

All future dated and recurring payments are managed easily.

Semua pembayaran akan datang dan berulang diuruskan dengan mudah.

1. VIEW

1. LIHAT



The screenshot shows the RHB Online Banking interface. At the top, there is a navigation bar with 'Home', 'Accounts', and 'Explore' options, along with utility icons for Transfer, Pay Bills, DuitNow, Top Up, Invest, and More. Below the navigation bar, the user's profile 'Eusof Adha' is displayed with contact information. The main section is titled 'Accounts' and shows two account cards: 'RHB Savings Account' with a balance of MYR 31,764.00 and 'RHB Smart Account-i' with a balance of MYR 871.95. The Smart Account card lists recent transactions: Petronas Salary (+MYR 7,190.00), Muhammad Faiz (-MYR 280.00), and Derek Dhia Ying Yan (-MYR 370.00). Below the accounts, there is a 'Just for You' section with three promotional cards: 'Financial Management & Resilience Programme (URUS)', a 'SECURITY ALERT' about online banking transactions, and a 'DIGITAL BANKING' promotion for upgrading to the latest Android operating system.

Step 1

Log in to RHB Online Banking and click 'Accounts' at the top left corner.

Langkah 1

Log masuk ke RHB Online Banking dan tekan 'Accounts' di bahagian atas, pada sebelah kiri.

How to manage Scheduled Payments

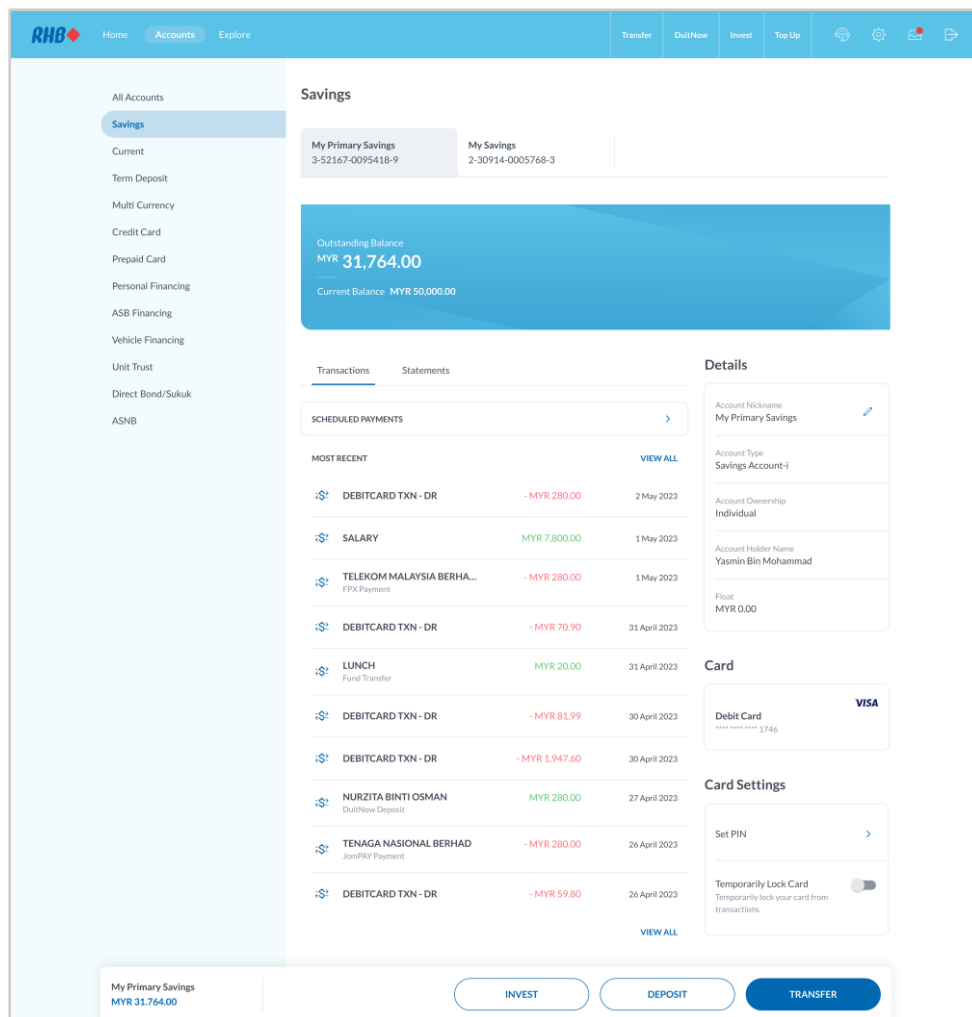
Uruskan pembayaran berjadual yang ditetapkan

All future dated and recurring payments are managed easily.

Semua pembayaran akan datang dan berulang diuruskan dengan mudah.

1. VIEW

1. LIHAT



Step 2

Select the account you had used e.g. 'Savings' and click 'Scheduled Payments' at 'Transactions' tab to view all your scheduled payments.

Langkah 2

Pilih account yang anda telah gunakan contohnya, 'Savings' dan tekan 'Scheduled Payments' di tab 'Transactions' untuk melihat semua bayaran berjadual anda.

How to manage Scheduled Payments

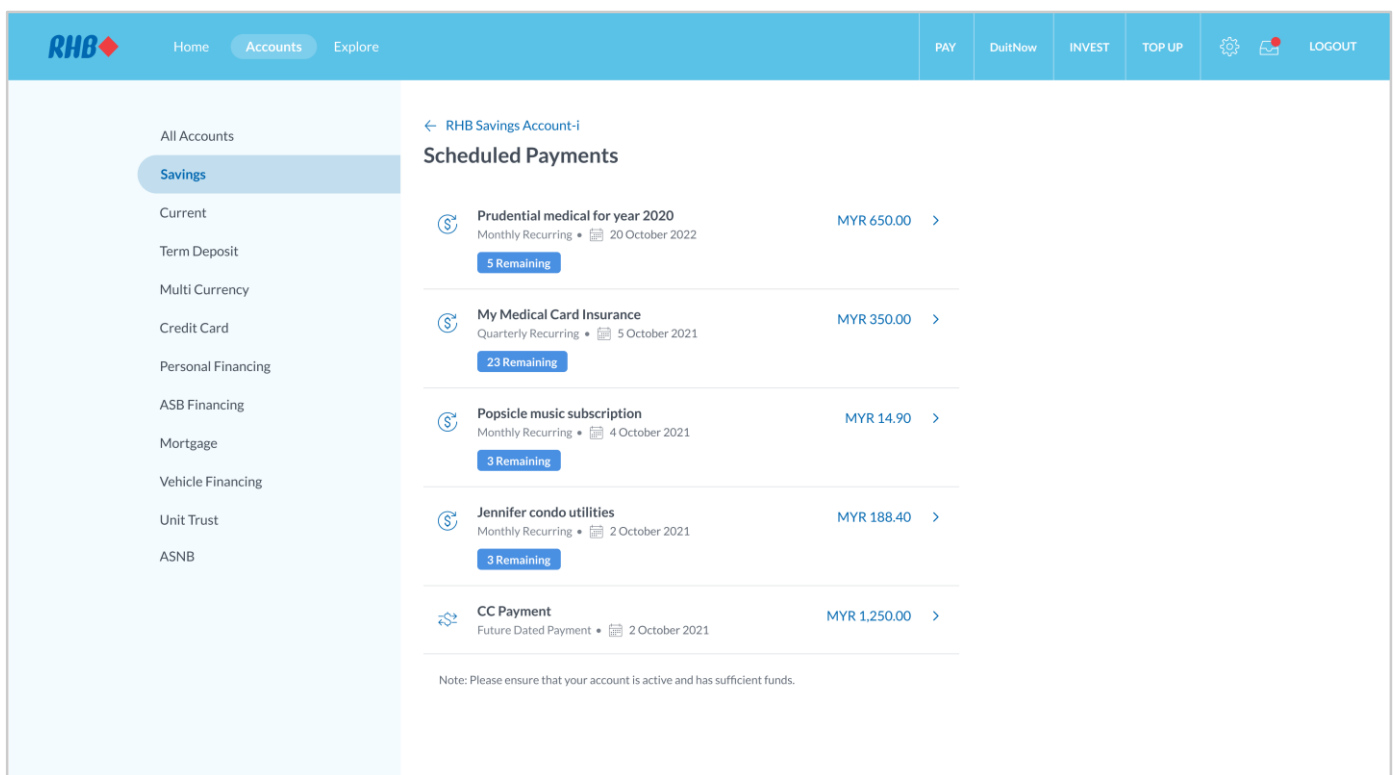
Uruskan pembayaran berjadual yang ditetapkan

All future dated and recurring payments are managed easily.

Semua pembayaran akan datang dan berulang diuruskan dengan mudah.

1. VIEW

1. LIHAT



Payment Name	Frequency	Start Date	Amount	Remaining
Prudential medical for year 2020	Monthly Recurring	20 October 2022	MYR 650.00	5 Remaining
My Medical Card Insurance	Quarterly Recurring	5 October 2021	MYR 350.00	23 Remaining
Popsicle music subscription	Monthly Recurring	4 October 2021	MYR 14.90	3 Remaining
Jennifer condo utilities	Monthly Recurring	2 October 2021	MYR 188.40	3 Remaining
CC Payment	Future Dated Payment	2 October 2021	MYR 1,250.00	

Note: Please ensure that your account is active and has sufficient funds.

Step 3

Select which scheduled payments you would like to see and click to view more details.

Langkah 3

Pilih pembayaran berjadual yang anda ingin lihat dan tekan untuk melihat butiran lanjut.

How to manage Scheduled Payments

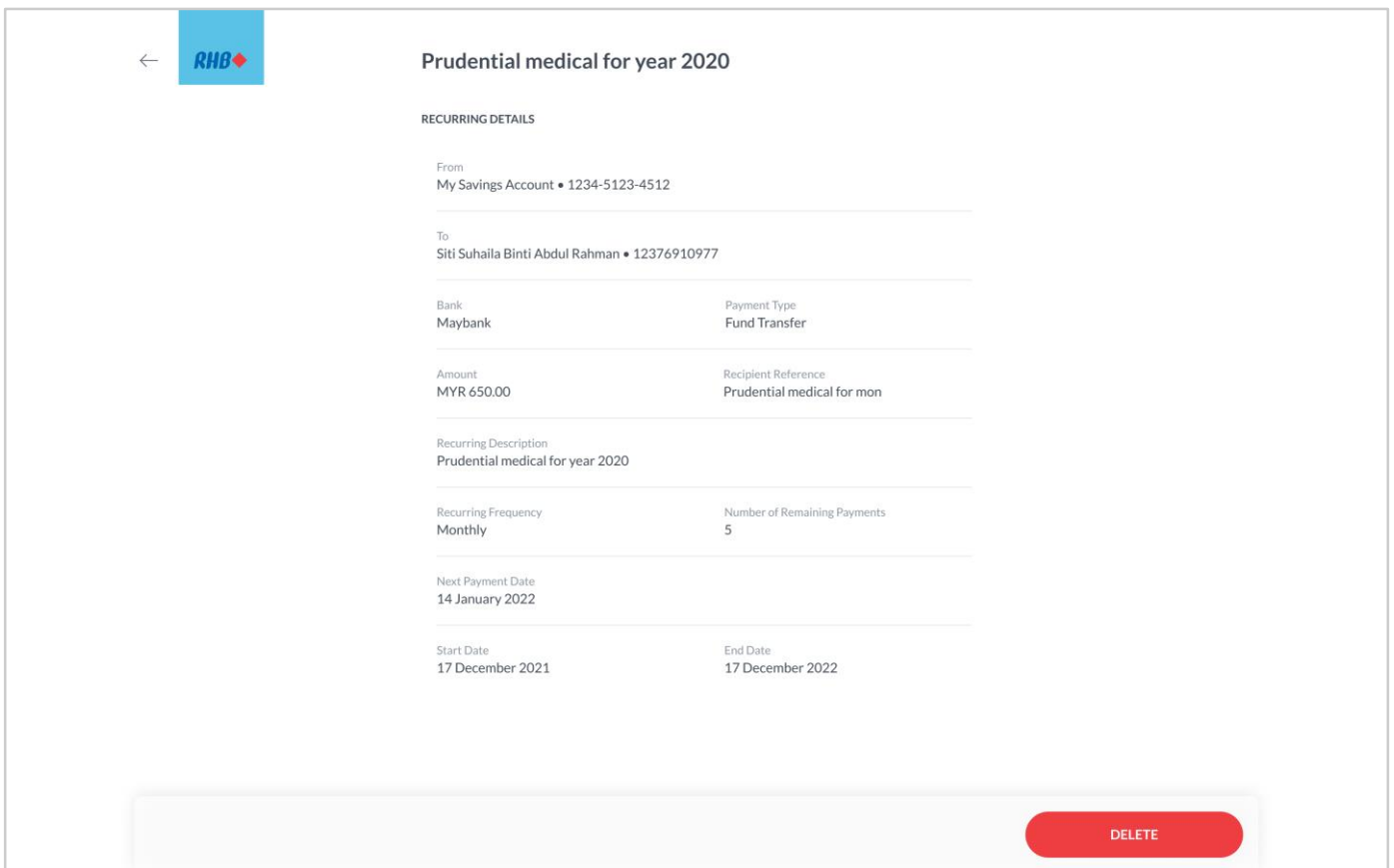
Uruskan pembayaran berjadual yang ditetapkan


All future dated and recurring payments are managed easily.

Semua pembayaran akan datang dan berulang diuruskan dengan mudah.

2. DELETE

2. PADAM



← 

Prudential medical for year 2020

RECURRING DETAILS

From
My Savings Account • 1234-5123-4512

To
Siti Suhaila Binti Abdul Rahman • 12376910977

Bank: Maybank Payment Type: Fund Transfer

Amount: MYR 650.00 Recipient Reference: Prudential medical for mon

Recurring Description
Prudential medical for year 2020

Recurring Frequency: Monthly Number of Remaining Payments: 5

Next Payment Date
14 January 2022

Start Date: 17 December 2021 End Date: 17 December 2022

DELETE

Step 4

To delete the scheduled payment, click 'Delete'.

Langkah 4

Untuk memadam bayaran berjadual, tekan 'Delete'.

How to manage Scheduled Payments

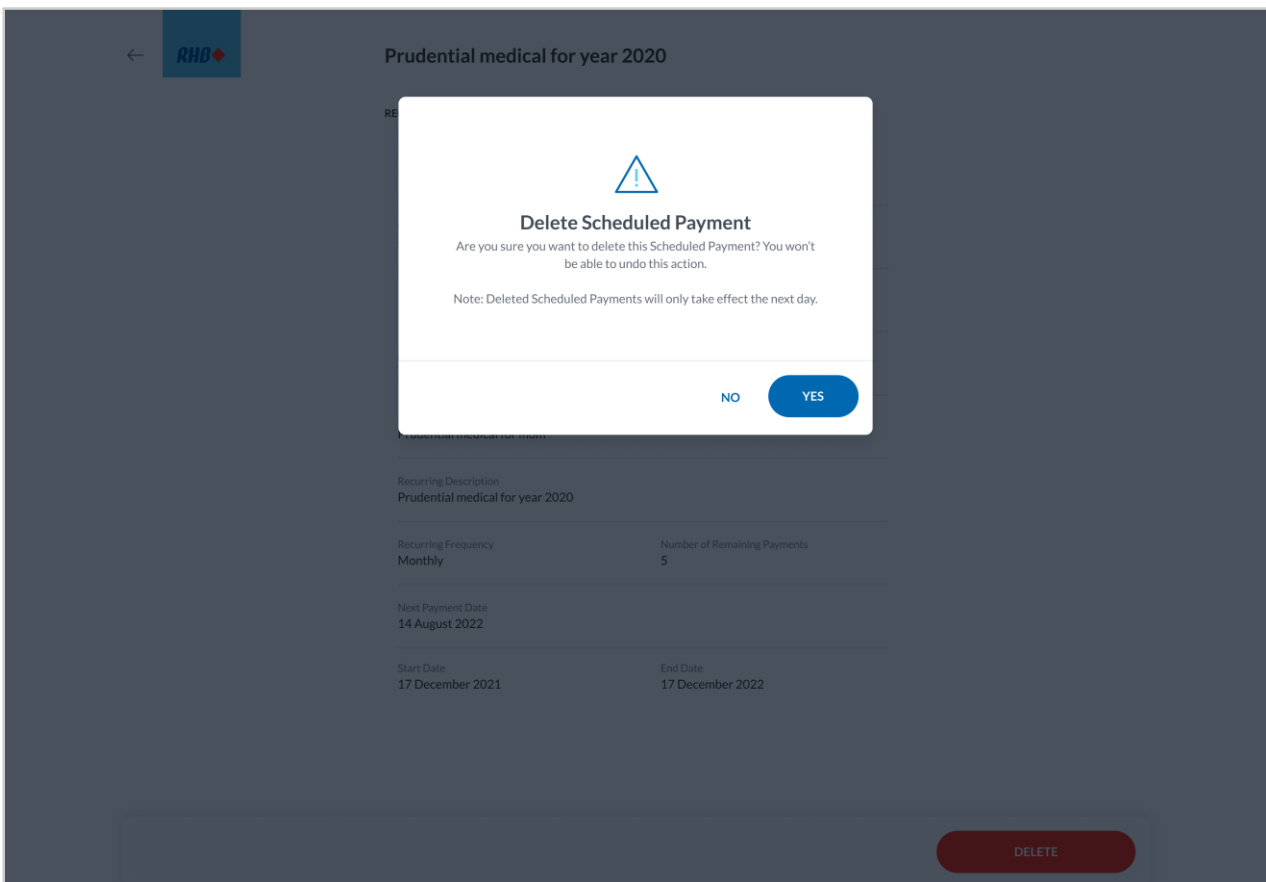
Uruskan pembayaran berjadual yang ditetapkan

All future dated and recurring payments are managed easily.

Semua pembayaran akan datang dan berulang diuruskan dengan mudah.

2. DELETE

2. PADAM



Step 5

Click 'Yes' to proceed.

Langkah 5

Tekan 'Yes' untuk teruskan transaksi.

How to manage Scheduled Payments

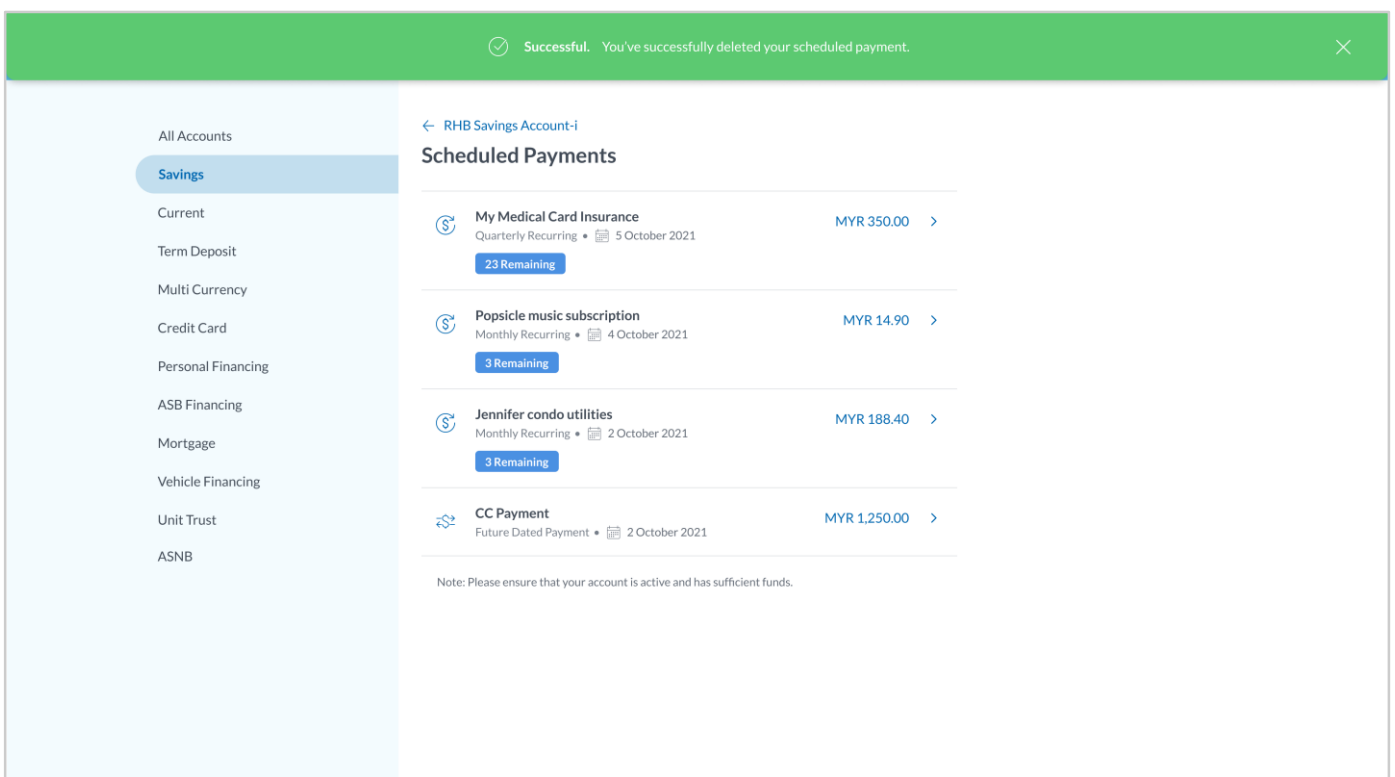
Uruskan pembayaran berjadual yang ditetapkan

All future dated and recurring payments are managed easily.

Semua pembayaran akan datang dan berulang diuruskan dengan mudah.

2. DELETE





2. PADAM



Successful. You've successfully deleted your scheduled payment.

← RHB Savings Account-i

Scheduled Payments

	My Medical Card Insurance Quarterly Recurring • 5 October 2021 23 Remaining	MYR 350.00 >
	Popsicle music subscription Monthly Recurring • 4 October 2021 3 Remaining	MYR 14.90 >
	Jennifer condo utilities Monthly Recurring • 2 October 2021 3 Remaining	MYR 188.40 >
	CC Payment Future Dated Payment • 2 October 2021	MYR 1,250.00 >

Note: Please ensure that your account is active and has sufficient funds.

Step 6

You will receive a notification when your scheduled payment is successfully deleted.

Langkah 6

Anda akan menerima notis apabila bayaran berjadual anda berjaya dipadamkan.

How to manage Scheduled Payments

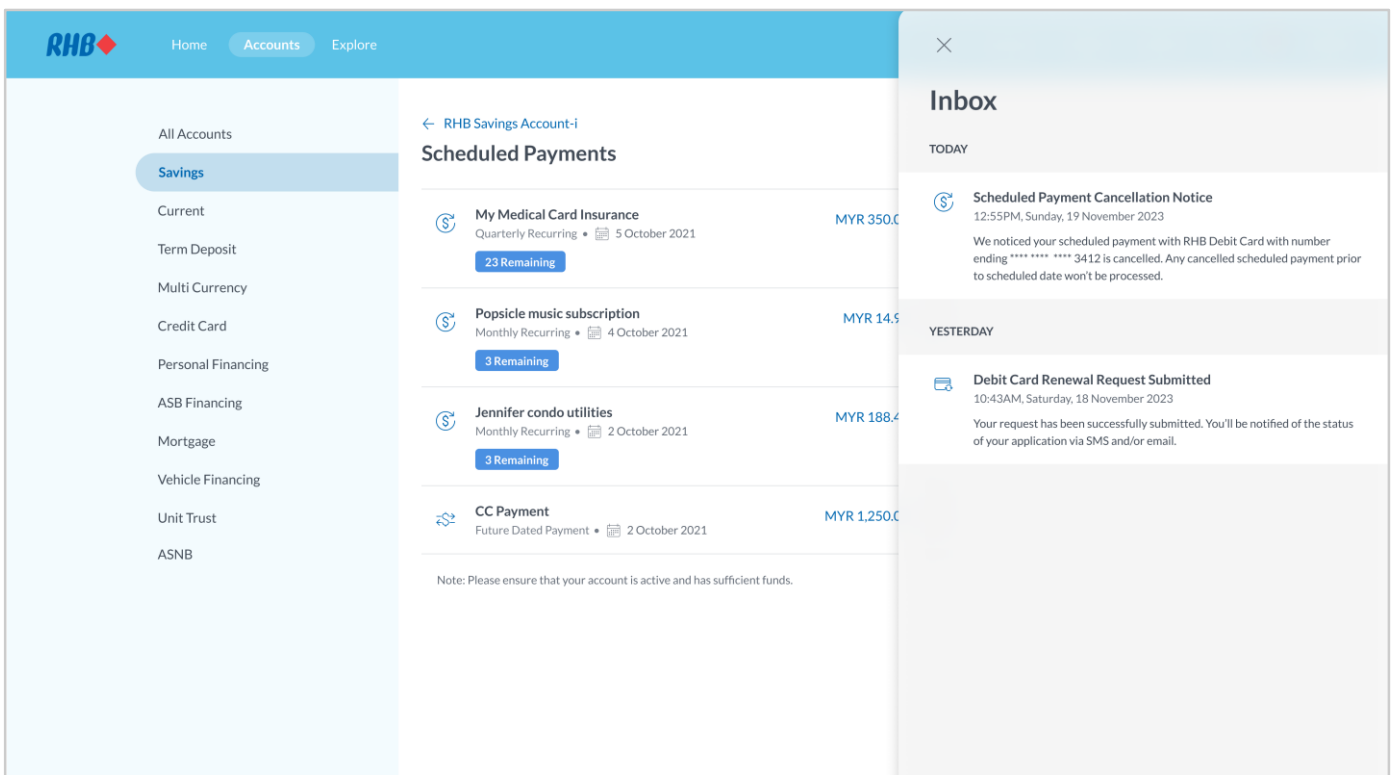
Uruskan pembayaran berjadual yang ditetapkan

All future dated and recurring payments are managed easily.

Semua pembayaran akan datang dan berulang diuruskan dengan mudah.

2. DELETE

2. PADAM



The screenshot displays the RHB mobile app interface. On the left, a navigation menu lists account types: All Accounts, Savings (selected), Current, Term Deposit, Multi Currency, Credit Card, Personal Financing, ASB Financing, Mortgage, Vehicle Financing, Unit Trust, and ASNB. The main content area shows 'Scheduled Payments' for an 'RHB Savings Account-i'. It lists four payments: 'My Medical Card Insurance' (Quarterly Recurring, MYR 350.00, 23 Remaining), 'Popsicle music subscription' (Monthly Recurring, MYR 14.50, 3 Remaining), 'Jennifer condo utilities' (Monthly Recurring, MYR 188.40, 3 Remaining), and 'CC Payment' (Future Dated Payment, MYR 1,250.00). A note at the bottom states: 'Please ensure that your account is active and has sufficient funds.' On the right, an 'Inbox' notification panel shows a 'Scheduled Payment Cancellation Notice' received at 12:55PM on Sunday, 19 November 2023, and a 'Debit Card Renewal Request Submitted' notification received at 10:43AM on Saturday, 18 November 2023.

Step 7

You will also receive an Inbox notification once your scheduled payment is successfully deleted.

Langkah 7

Anda juga akan menerima notis di Inbox apabila bayaran berjadual anda berjaya dipadamkan.