

How to Temporary Lock your RHB Cards

Kunci Kad RHB anda dengan fungsi Lock Card

Prevent unauthorised transactions on your RHB Debit and Credit Cards.
Cegah transaksi tanpa kebenaran pada Kad Debit dan Kredit RHB anda.

This feature is currently only available on RHB Online Banking website and will be available on RHB Mobile Banking App soon.

Fungsi ini hanya tersedia melalui laman web RHB Online Banking pada masa ini dan akan tersedia melalui Aplikasi RHB Mobile Banking pada masa akan datang..

There are several entry points for you to temporarily lock your RHB Cards on RHB Online Banking

- ❖ [Via 'Accounts' Page](#)
- ❖ [Via 'Settings' Page](#)

Terdapat beberapa cara untuk anda mengunci sementara Kad RHB anda di RHB Online Banking

- ❖ [Melalui Halaman 'Accounts'](#)
- ❖ [Melalui Halaman 'Settings'](#)

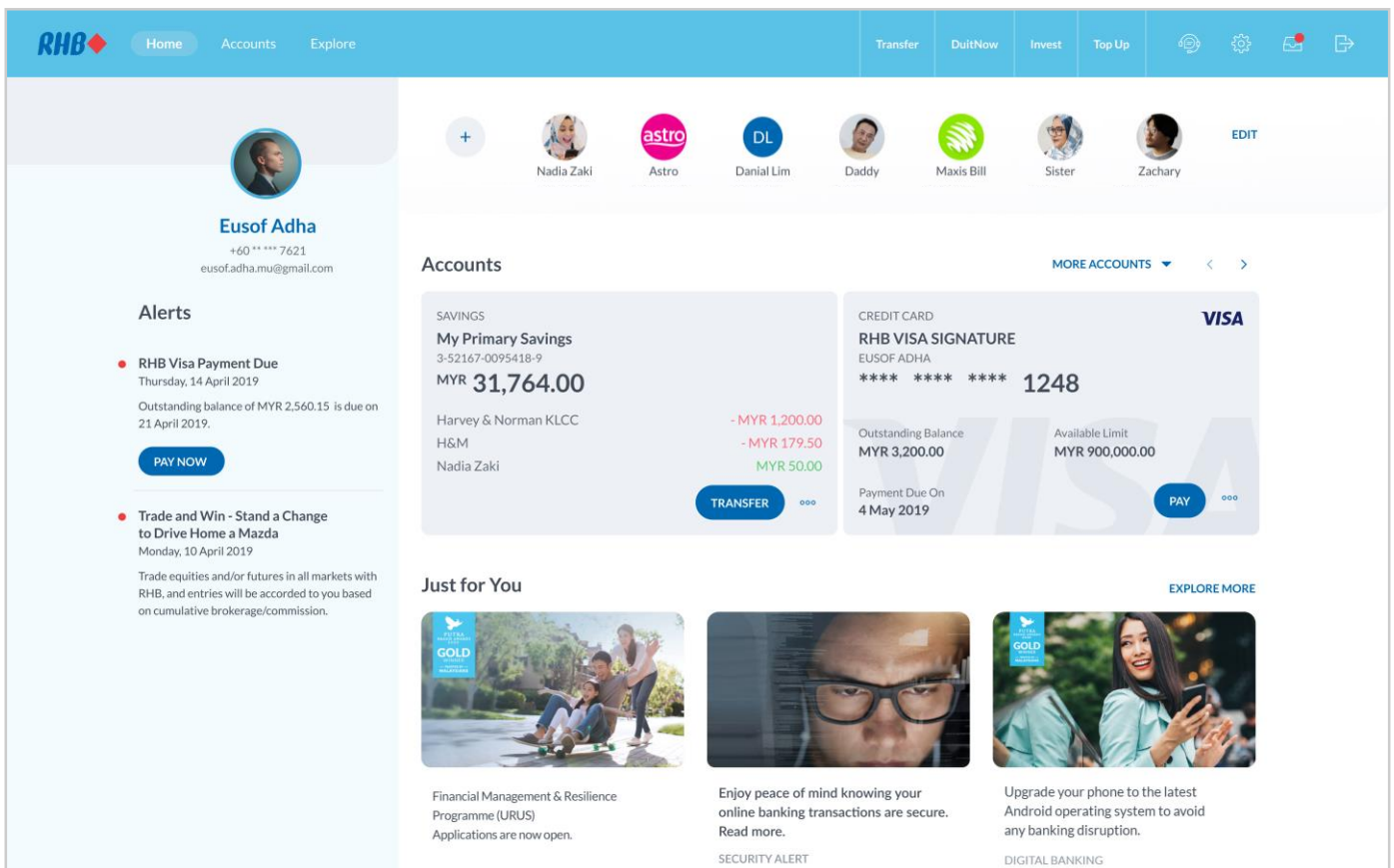
How to Temporary Lock your RHB Cards

Kunci Kad RHB anda dengan fungsi Lock Card

Prevent unauthorised transactions on your RHB Debit and Credit Cards.
Cegah transaksi tanpa kebenaran pada Kad Debit dan Kredit RHB anda.

1. VIA 'ACCOUNTS' PAGE (LOCK)

1. MELALUI HALAMAN 'ACCOUNTS' (KUNCI)



The screenshot shows the RHB Online Banking interface. At the top, there is a navigation bar with 'Home', 'Accounts', and 'Explore' options. Below this, the user's profile 'Eusof Adha' is displayed with contact information. The main section is titled 'Accounts' and shows a list of accounts. The 'My Primary Savings' account is highlighted, showing a balance of MYR 31,764.00. Below it, there are transactions for Harvey & Norman KLCC, H&M, and Nadia Zaki. To the right, the 'RHB VISA SIGNATURE' credit card is shown with a balance of MYR 3,200.00 and an available limit of MYR 900,000.00. The page also features a 'Just for You' section with promotional banners for 'Financial Management & Resilience Programme (JURUS)', 'SECURITY ALERT', and 'DIGITAL BANKING'.

Step 1

Log in to RHB Online Banking and click 'Accounts' at the top left corner.

Langkah 1

Log masuk ke RHB Online Banking dan tekan 'Accounts' di bahagian atas, pada sebelah kiri.

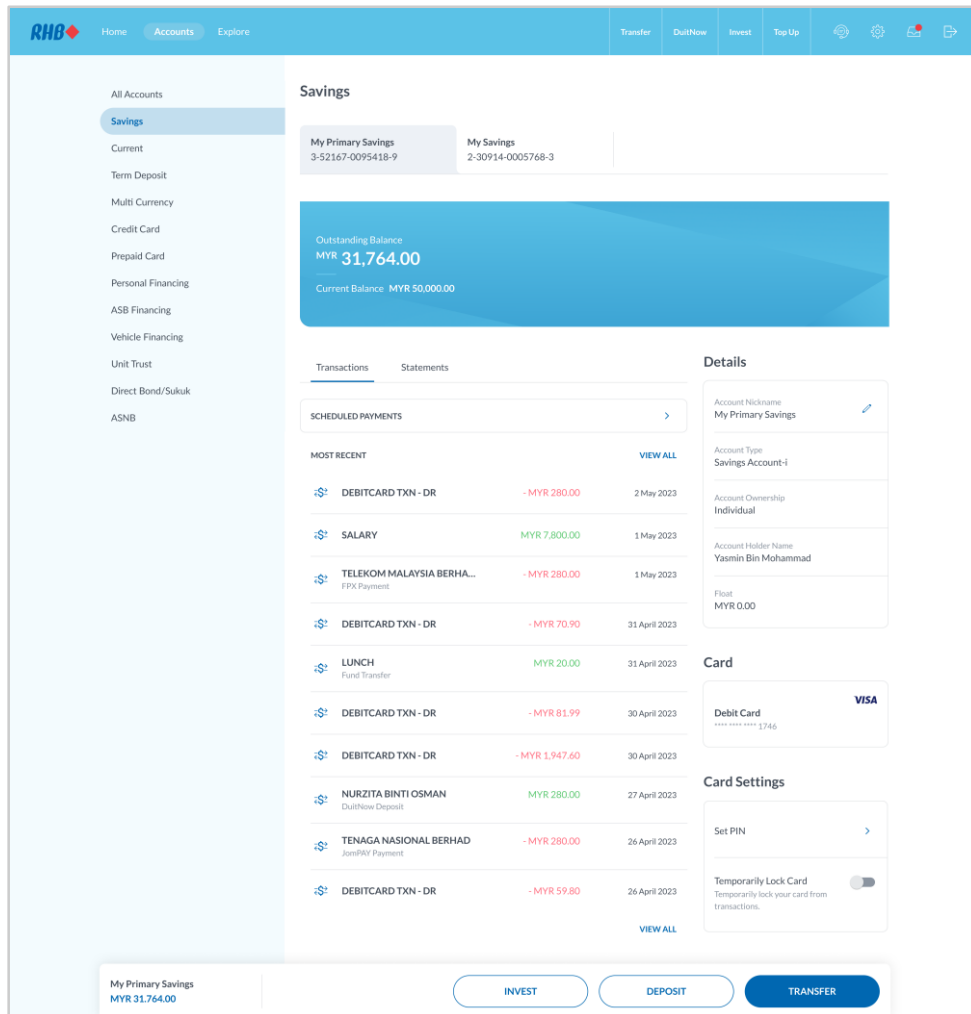
How to Temporary Lock your RHB Cards

Kunci Kad RHB anda dengan fungsi Lock Card

Prevent unauthorised transactions on your RHB Debit and Credit Cards.
Cegah transaksi tanpa kebenaran pada Kad Debit dan Kredit RHB anda.

1. VIA 'ACCOUNTS' PAGE (LOCK)

1. MELALUI HALAMAN 'ACCOUNTS' (KUNCI)



Step 2

Under your Debit Card* or Credit Card account details, go to 'Card Settings' at the bottom right corner. For Debit Card, please select the Savings or Current Account it is linked to.

Langkah 2

Pada butiran akaun Kad Debit* atau Kad Kredit anda, pergi ke 'Card Settings' di bahagian bawah, pada sebelah kanan. Untuk Kad Debit, sila pilih Akaun Simpanan atau Semasa yang dipautkan.

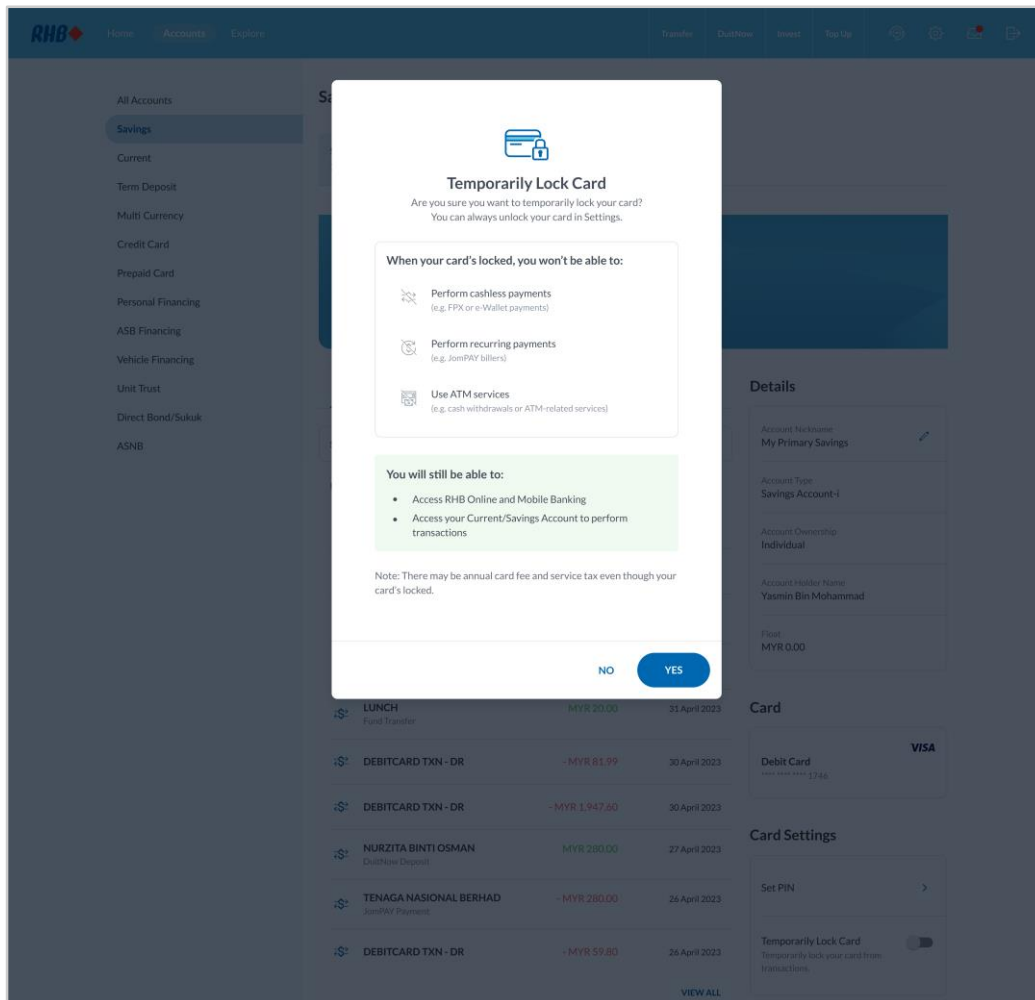
How to Temporary Lock your RHB Cards

Kunci Kad RHB anda dengan fungsi Lock Card

Prevent unauthorised transactions on your RHB Debit and Credit Cards.
Cegah transaksi tanpa kebenaran pada Kad Debit dan Kredit RHB anda.

1. VIA 'ACCOUNTS' PAGE (LOCK)

1. MELALUI HALAMAN 'ACCOUNTS' (KUNCI)



Step 3

Toggle on the button next to 'Temporarily Lock Card' and click 'Yes' to proceed.

Langkah 3

Aktifkan butang di sebelah 'Temporarily Lock Card' dan tekan 'Yes' untuk teruskan.

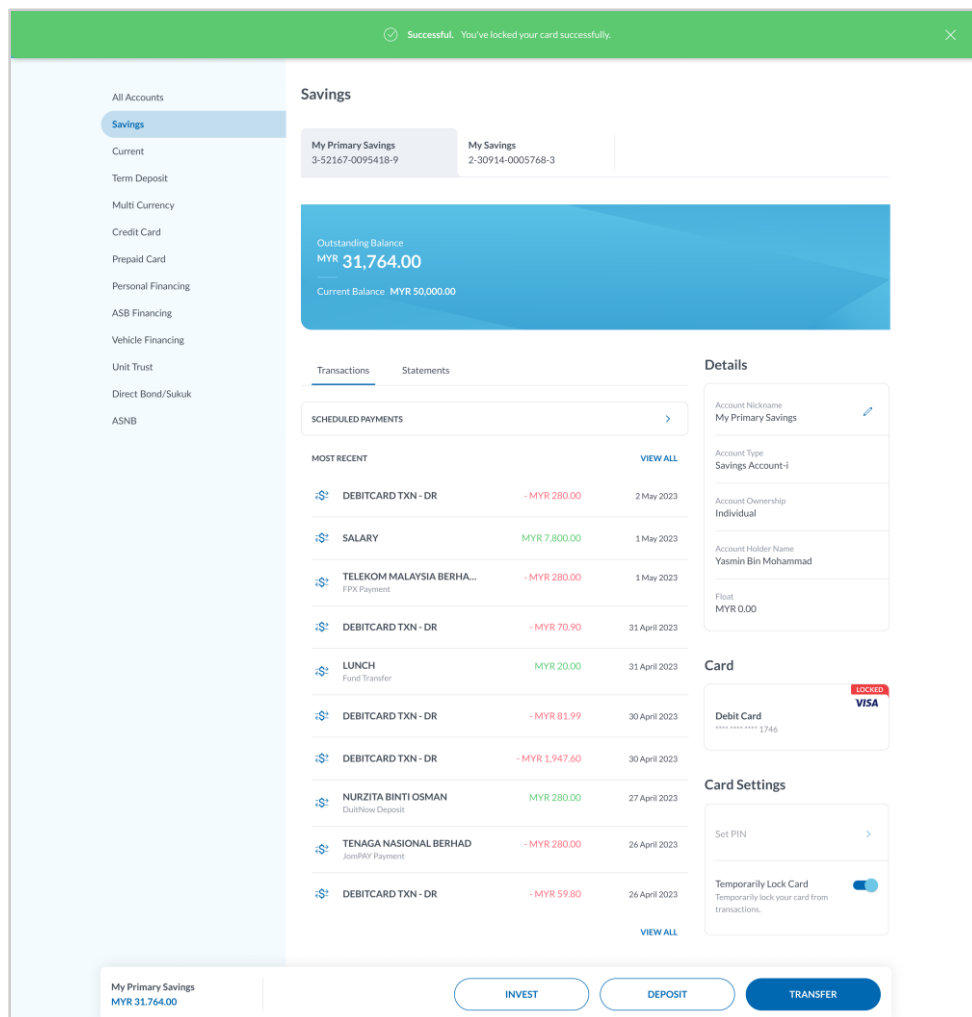
How to Temporary Lock your RHB Cards

Kunci Kad RHB anda dengan fungsi Lock Card

Prevent unauthorised transactions on your RHB Debit and Credit Cards.
Cegah transaksi tanpa kebenaran pada Kad Debit dan Kredit RHB anda.

1. VIA 'ACCOUNTS' PAGE (LOCK)

1. MELALUI HALAMAN 'ACCOUNTS' (KUNCI)



Step 4

You will receive a notification when your card is successfully locked. You will also see 'Locked' labels next to your locked card.

Langkah 4

Anda akan menerima notis apabila kad anda berjaya dikunci. Anda juga akan melihat label 'Locked' di sebelah kad yang dikunci.

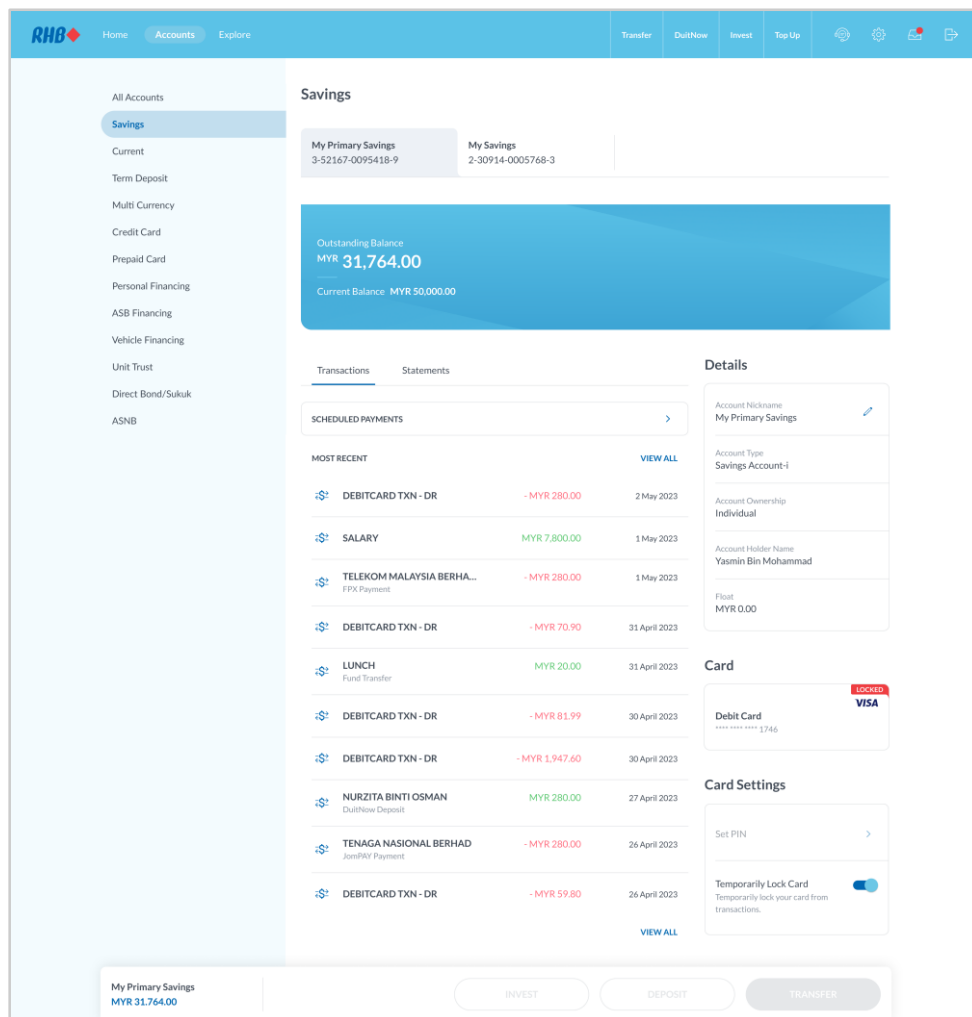
How to Unlock your RHB Cards

Buka Kunci Kad RHB anda dengan fungsi Lock Card

Prevent unauthorised transactions on your RHB Debit and Credit Cards.
Cegah transaksi tanpa kebenaran pada Kad Debit dan Kredit RHB anda.

1. VIA 'ACCOUNTS' PAGE (UNLOCK)

1. MELALUI HALAMAN 'ACCOUNTS' (BUKA KUNCI)



Step 5

To unlock your card, toggle off the button next to 'Temporary Lock Card'.

Langkah 5

Untuk membuka kunci kad anda, matikan butang di sebelah 'Temporary Lock Card'.

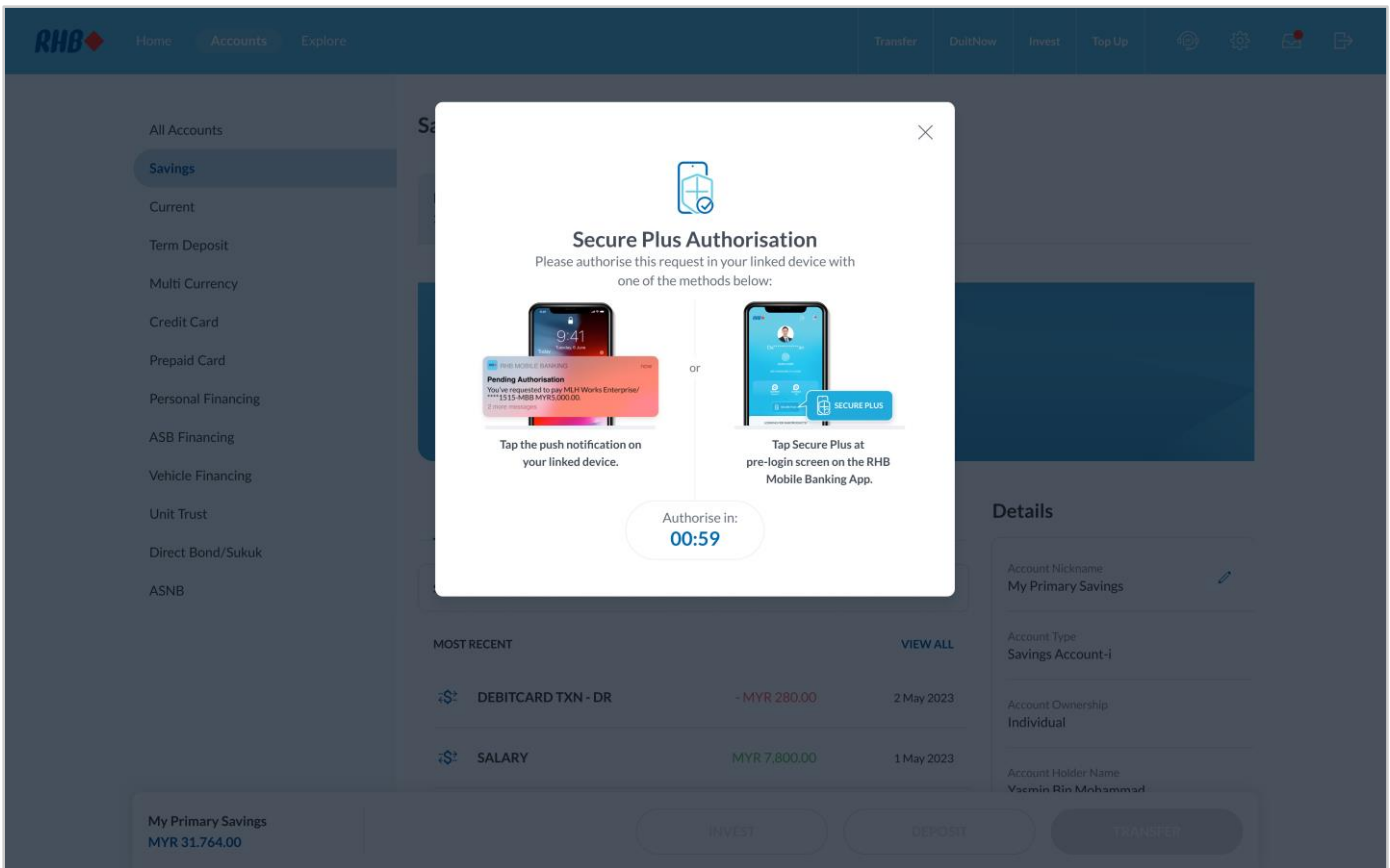
How to Temporary Lock your RHB Cards

Kunci Kad RHB anda dengan fungsi Lock Card

Prevent unauthorised transactions on your RHB Debit and Credit Cards.
Cegah transaksi tanpa kebenaran pada Kad Debit dan Kredit RHB anda.

1. VIA 'ACCOUNTS' PAGE (UNLOCK)

1. MELALUI HALAMAN 'ACCOUNTS' (BUKA KUNCI)



Step 6

You will receive a RHB Secure Plus notification on your authorised device. If you don't receive any notification, click on the Secure Plus icon on the pre-login screen on your mobile app.

Langkah 6

Anda akan menerima notis RHB Secure Plus pada peranti anda. Sekiranya anda tidak menerima apa-apa notis, tekan ikon Secure Plus pada laman log masuk di aplikasi mudah alih anda.

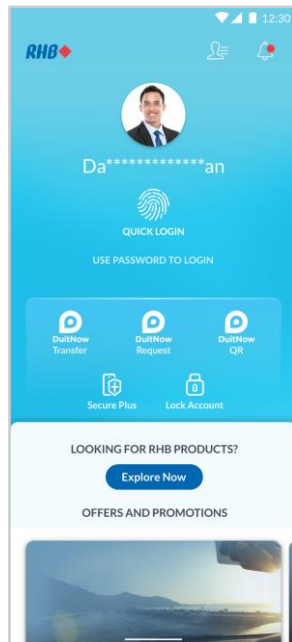
How to Unlock your RHB Cards

Buka Kunci Kad RHB anda dengan fungsi Lock Card

Prevent unauthorised transactions on your RHB Debit and Credit Cards.
Cegah transaksi tanpa kebenaran pada Kad Debit dan Kredit RHB anda.

1. VIA 'ACCOUNTS' PAGE (UNLOCK)

1. MELALUI HALAMAN 'ACCOUNTS' (BUKA KUNCI)

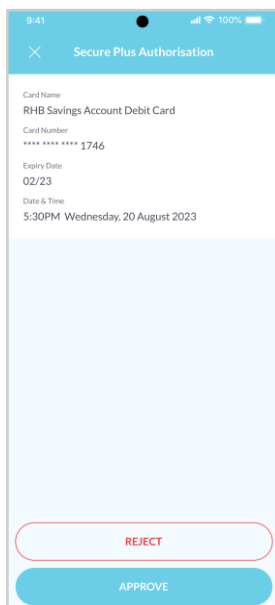


Step 7

Tap on the Push Notification or the Secure Plus icon on the pre-login screen to approve the transaction.

Langkah 7

Tekan notis yang anda terima atau ikon Secure Plus pada laman log masuk untuk sahkan transaksi.



Step 8

Click 'Approve' to authorise the transaction.

Langkah 8

Tekan 'Approve' untuk sahkan transaksi.

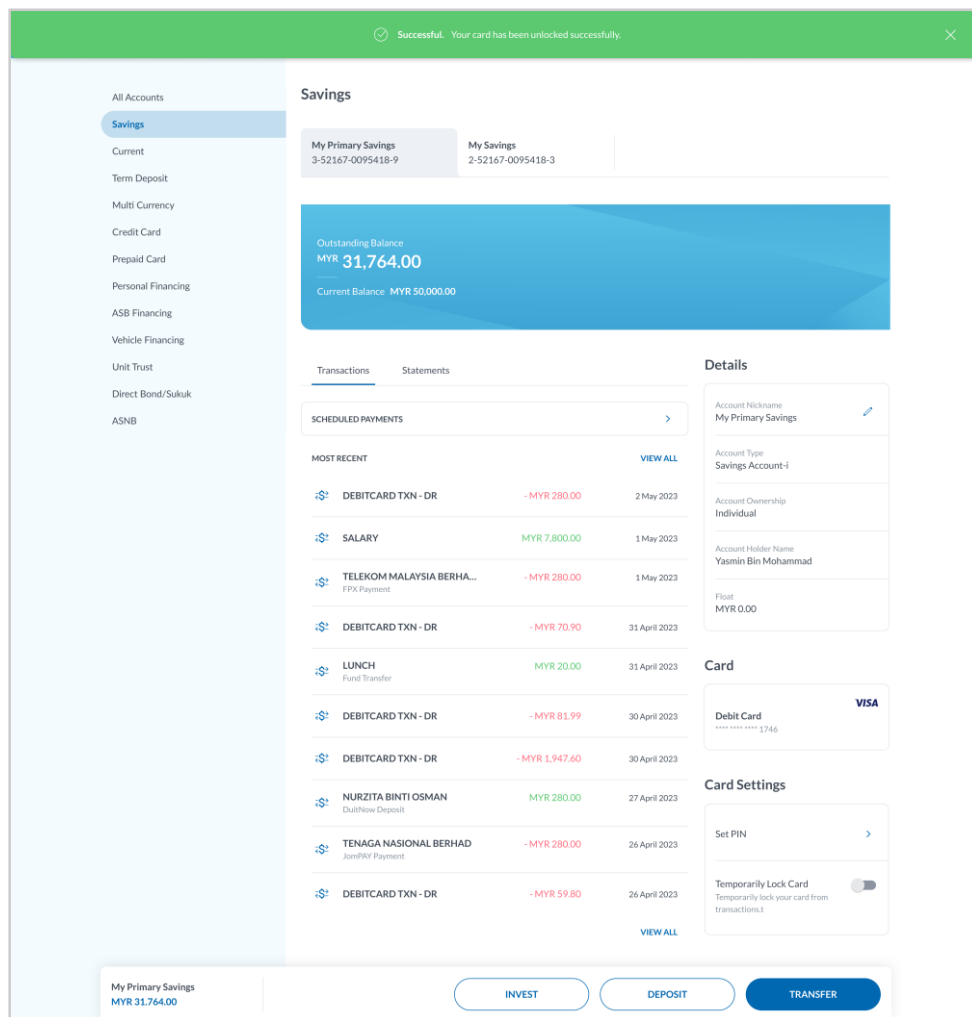
How to Unlock your RHB Cards

Buka Kunci Kad RHB anda dengan fungsi Lock Card

Prevent unauthorised transactions on your RHB Debit and Credit Cards.
Cegah transaksi tanpa kebenaran pada Kad Debit dan Kredit RHB anda.

1. VIA 'ACCOUNTS' PAGE (UNLOCK)

1. MELALUI HALAMAN 'ACCOUNTS' (BUKA KUNCI)



Step 9

You will receive a notification when your card is successfully unlocked and the 'Locked' labels will be removed.

Langkah 9

Anda akan menerima notis apabila kad anda berjaya dibuka kunci dan label 'Locked' akan dibuang .


How to Temporary Lock your RHB Cards

Kunci Kad RHB anda dengan fungsi Lock Card

Prevent unauthorised transactions on your RHB Debit and Credit Cards.
Cegah transaksi tanpa kebenaran pada Kad Debit dan Kredit RHB anda.

2. VIA 'SETTINGS' PAGE (LOCK)

2. MELALUI HALAMAN 'SETTINGS' (KUNCI)



The screenshot displays the RHB Online Banking dashboard for user Eusof Adha. The interface includes a navigation bar with 'Home', 'Accounts', and 'Explore' options, and a top utility bar with 'Transfer', 'DuitNow', 'Invest', and 'Top Up' buttons. The main content area is divided into several sections:

- Profile Section:** Shows the user's name 'Eusof Adha', contact number '+60 **** 7621', and email 'eusof.adha.mu@gmail.com'.
- Alerts Section:** Lists two alerts:
 - RHB Visa Payment Due:** Thursday, 14 April 2019. Outstanding balance of MYR 2,560.15 is due on 21 April 2019. A 'PAY NOW' button is provided.
 - Trade and Win - Stand a Change to Drive Home a Mazda:** Monday, 10 April 2019. A note mentions trade equities and/or futures in all markets with RHB, and entries will be accorded to you based on cumulative brokerage/commission.
- Accounts Section:** Displays a list of accounts:
 - SAVINGS:** My Primary Savings (3-52167-0095418-9) with a balance of MYR 31,764.00. Recent transactions include Harvey & Norman KLCC (-MYR 1,200.00), H&M (-MYR 179.50), and Nadia Zaki (MYR 50.00). A 'TRANSFER' button is visible.
 - CREDIT CARD:** RHB VISA SIGNATURE (EUSOF ADHA) with card number **** * 1248. Outstanding balance is MYR 3,200.00 and available limit is MYR 900,000.00. Payment is due on 4 May 2019. A 'PAY' button is visible.
- Just for You Section:** Features three promotional cards:
 - Financial Management & Resilience Programme (JURUS):** Applications are now open.
 - SECURITY ALERT:** Enjoy peace of mind knowing your online banking transactions are secure. Read more.
 - DIGITAL BANKING:** Upgrade your phone to the latest Android operating system to avoid any banking disruption. EXPLORE MORE

Step 1

Log in to RHB Online Banking and click 'Settings' icon at the top right corner.

Langkah 1

Log masuk ke RHB Online Banking dan tekan ikon 'Settings' di bahagian atas, pada sebelah kanan.

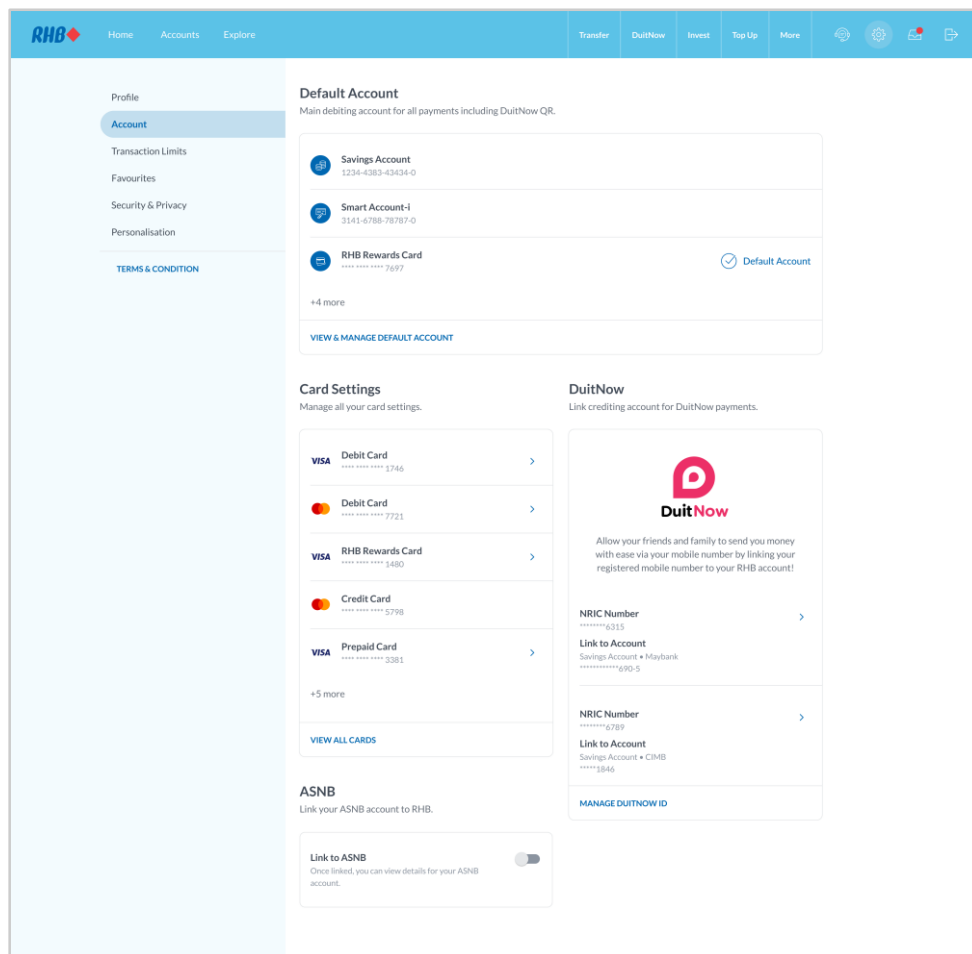
How to Temporary Lock your RHB Cards

Kunci Kad RHB anda dengan fungsi Lock Card

Prevent unauthorised transactions on your RHB Debit and Credit Cards.
Cegah transaksi tanpa kebenaran pada Kad Debit dan Kredit RHB anda.

2. VIA 'SETTINGS' PAGE (LOCK)

2. MELALUI HALAMAN 'SETTINGS' (KUNCI)



Step 2

Click 'Account' and navigate to 'Card Settings'. Select your Debit or Credit card that you would like to temporary lock.

Langkah 2

Tekan 'Account' dan pergi ke 'Card Settings'. Pilih kad Debit atau Kredit anda yang anda ingin kunci sementara.

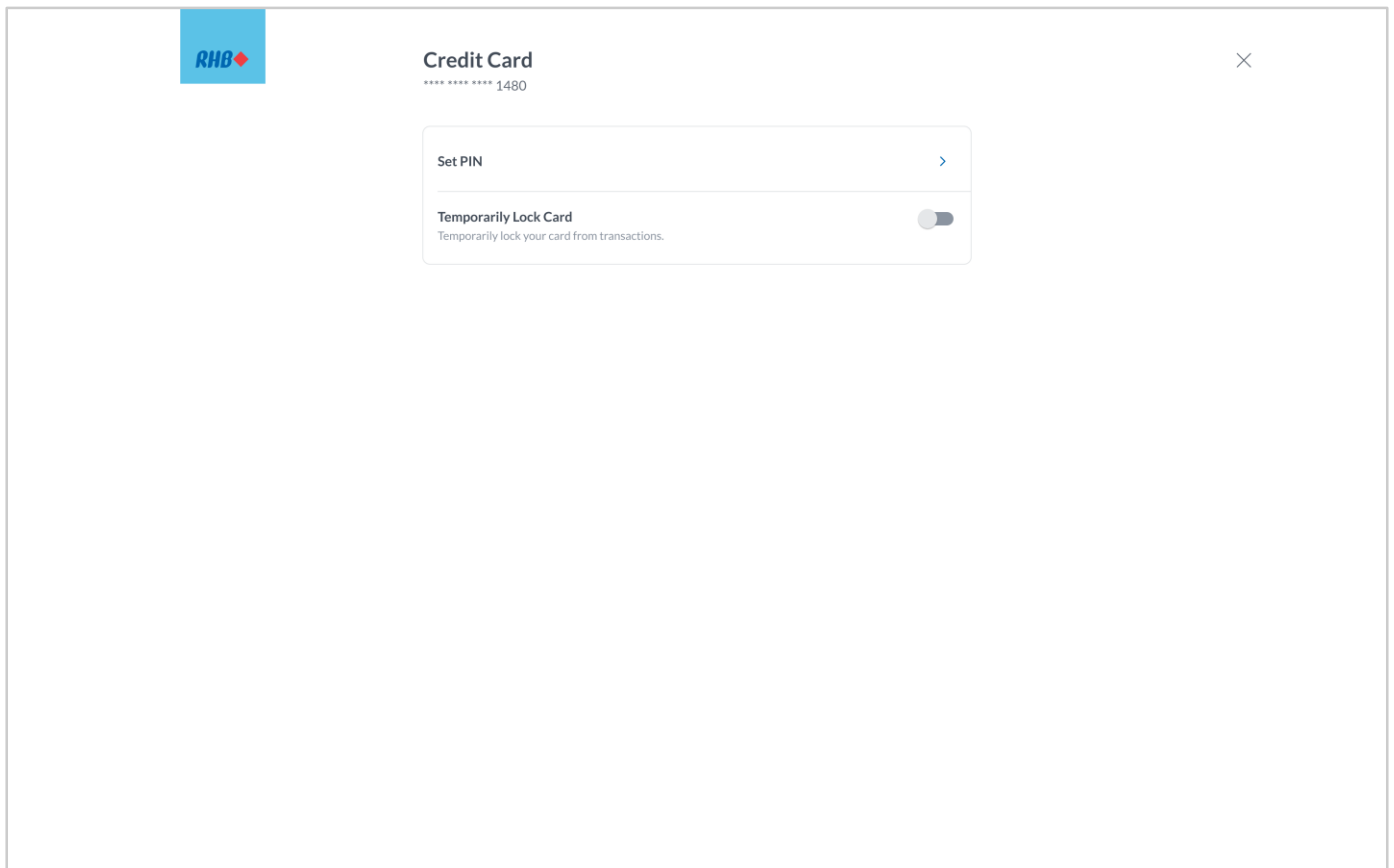
How to Temporary Lock your RHB Cards

Kunci Kad RHB anda dengan fungsi Lock Card

Prevent unauthorised transactions on your RHB Debit and Credit Cards.
Cegah transaksi tanpa kebenaran pada Kad Debit dan Kredit RHB anda.

2. VIA 'SETTINGS' PAGE (LOCK)

2. MELALUI HALAMAN 'SETTINGS' (KUNCI)



Step 3

Toggle on the button next to 'Temporarily Lock Card' to lock your card.

Langkah 3

Aktifkan butang di sebelah 'Temporary Lock Card' untuk kuncikan kad anda.

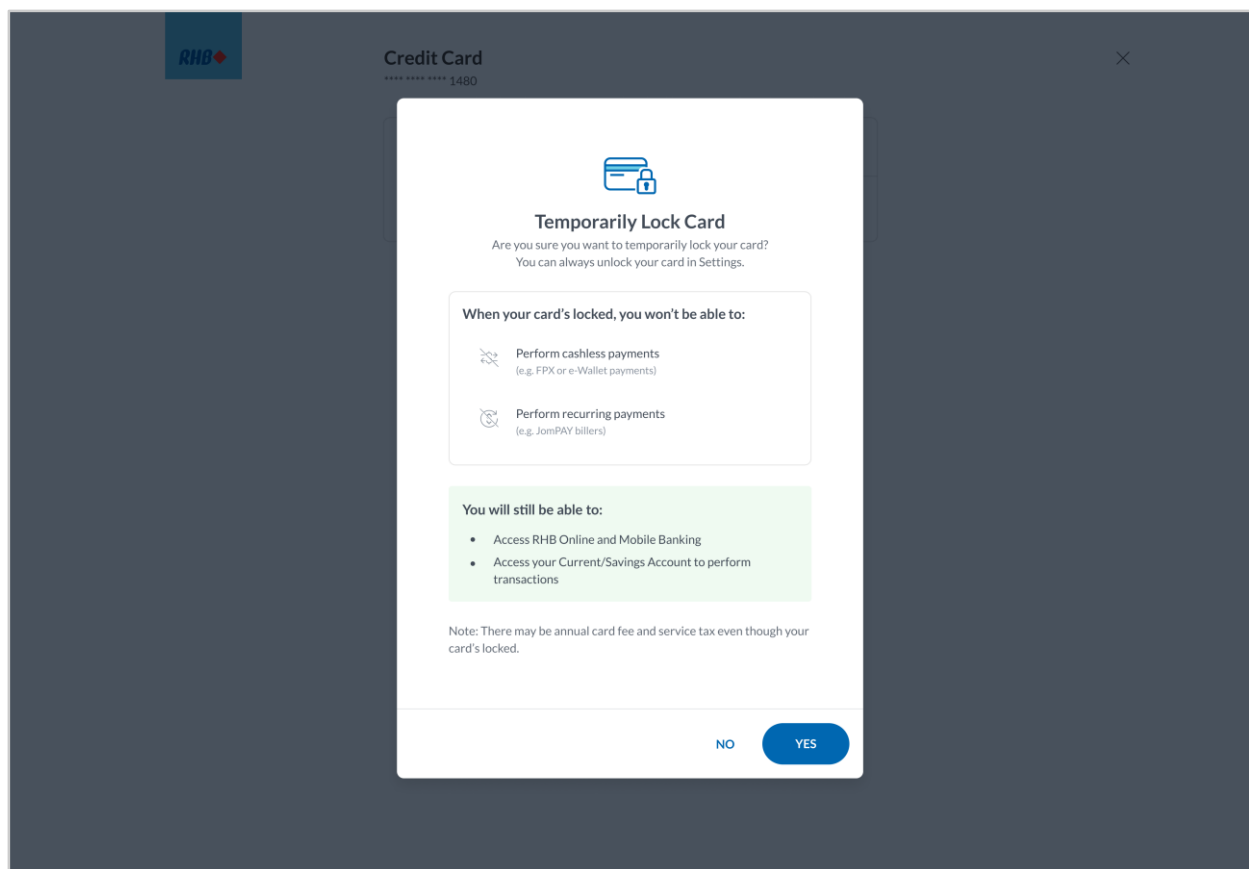
How to Temporary Lock your RHB Cards

Kunci Kad RHB anda dengan fungsi Lock Card

Prevent unauthorised transactions on your RHB Debit and Credit Cards.
Cegah transaksi tanpa kebenaran pada Kad Debit dan Kredit RHB anda.

2. VIA 'SETTINGS' PAGE (LOCK)

2. MELALUI HALAMAN 'SETTINGS' (KUNCI)



Step 4

Click 'Yes' to proceed.

Langkah 4

Tekan 'Yes' untuk teruskan.

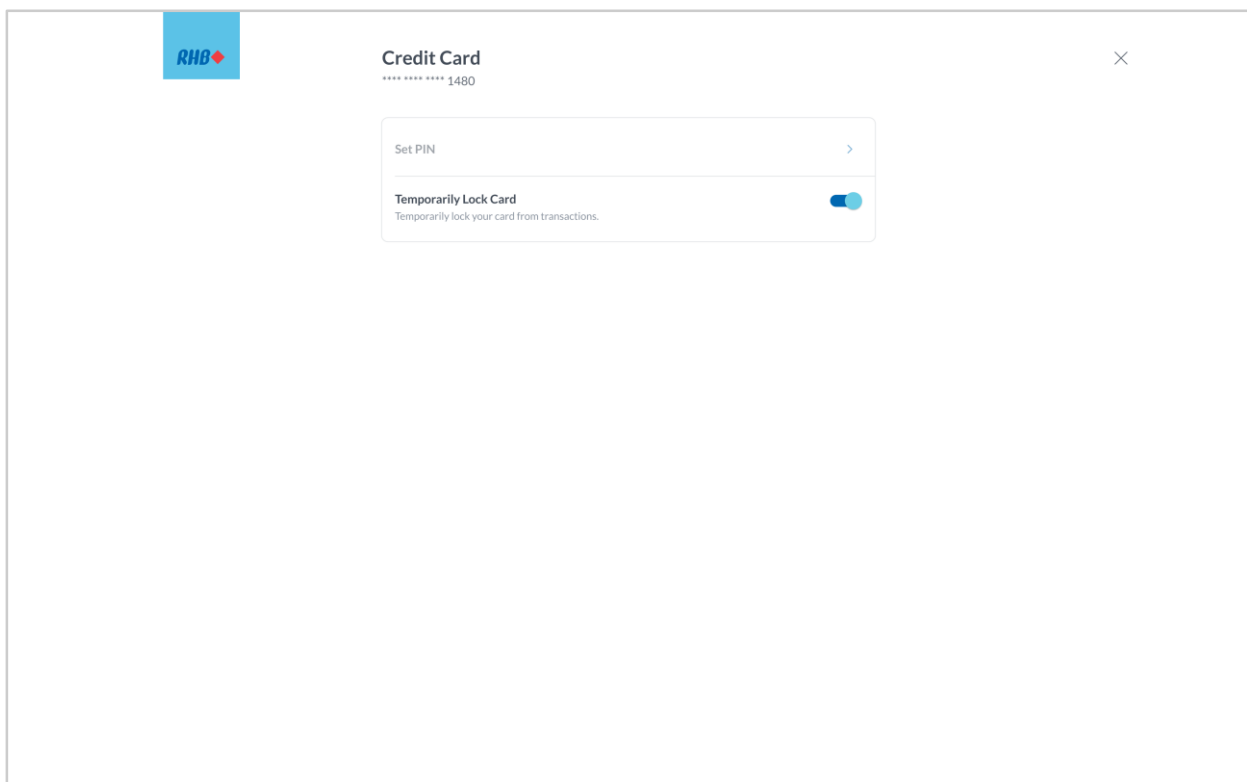
How to Unlock your RHB Cards

Buka Kunci Kad RHB anda dengan fungsi Lock Card

Prevent unauthorised transactions on your RHB Debit and Credit Cards.
Cegah transaksi tanpa kebenaran pada Kad Debit dan Kredit RHB anda.

2. VIA 'SETTINGS' PAGE (UNLOCK)

2. MELALUI HALAMAN 'SETTINGS' (BUKA KUNCI)



Step 5

You can see the toggle is active when your card is locked. To unlock your card, toggle off the button next to 'Temporary Lock Card'.

Langkah 5

Anda boleh lihat butang aktif apabila kad anda dikunci. Untuk membuka kunci kad anda, matikan butang di sebelah 'Temporary Lock Card'.

How to Unlock your RHB Cards

Buka Kunci Kad RHB anda dengan fungsi Lock Card

Prevent unauthorised transactions on your RHB Debit and Credit Cards.
Cegah transaksi tanpa kebenaran pada Kad Debit dan Kredit RHB anda.

2. VIA 'SETTINGS' PAGE (UNLOCK)

2. MELALUI HALAMAN 'SETTINGS' (BUKA KUNCI)



Step 6

You will receive a RHB Secure Plus notification on your authorised device. If you don't receive any notification, click on the Secure Plus icon on the pre-login screen on your mobile app.

Langkah 6

Anda akan menerima notis RHB Secure Plus pada peranti anda. Sekiranya anda tidak menerima apa-apa notis, tekan ikon Secure Plus pada laman log masuk di aplikasi mudah alih anda.

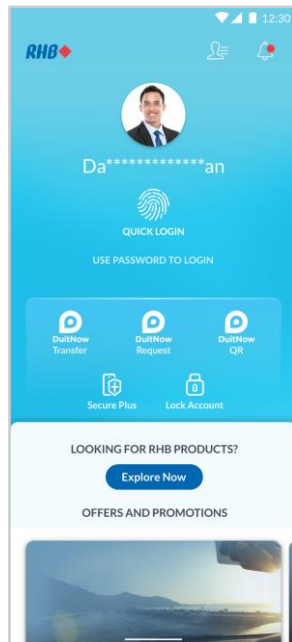
How to Unlock your RHB Cards

Buka Kunci Kad RHB anda dengan fungsi Lock Card

Prevent unauthorised transactions on your RHB Debit and Credit Cards.
Cegah transaksi tanpa kebenaran pada Kad Debit dan Kredit RHB anda.

2. VIA 'SETTINGS' PAGE (UNLOCK)

2. MELALUI HALAMAN 'SETTINGS' (BUKA KUNCI)

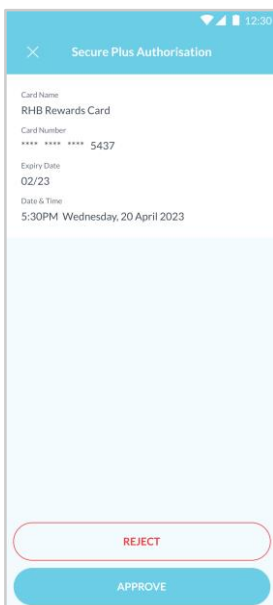


Step 7

Tap on the Push Notification or the Secure Plus icon on the pre-login screen to approve the transaction.

Langkah 7

Tekan notis yang anda terima atau ikon Secure Plus pada laman log masuk untuk sahkan transaksi.



Step 8

Click 'Approve' to authorise the transaction.

Langkah 8

Tekan 'Approve' untuk sahkan transaksi.

How to Unlock your RHB Cards

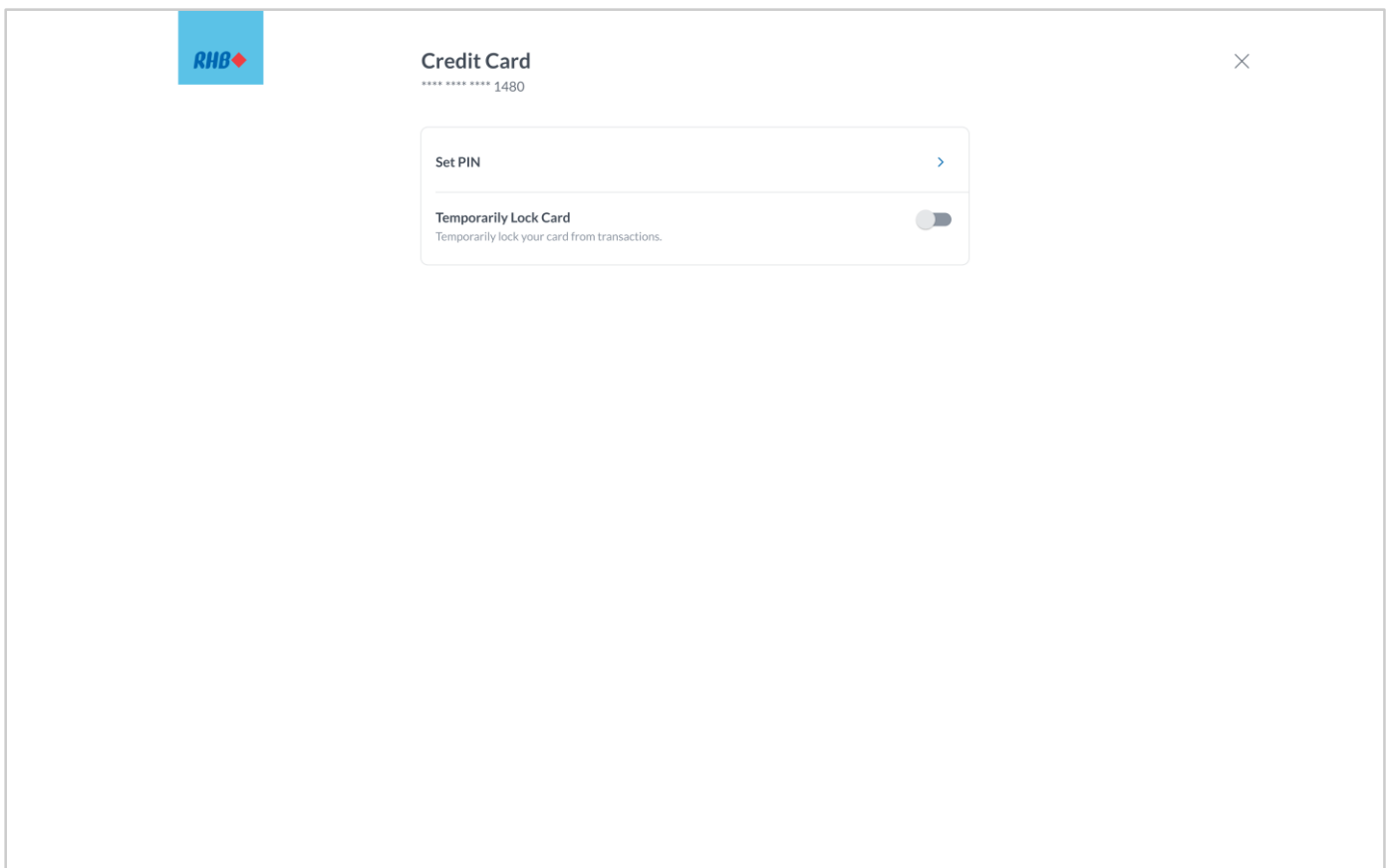
Buka Kunci Kad RHB anda dengan fungsi Lock Card

Prevent unauthorised transactions on your RHB Debit and Credit Cards.

Cegah transaksi tanpa kebenaran pada Kad Debit dan Kredit RHB anda.

2. VIA 'SETTINGS' PAGE (UNLOCK)

2. MELALUI HALAMAN 'SETTINGS' (BUKA KUNCI)



Step 9

You can see that the toggle is deactivated when your card is successfully unlocked.

Langkah 9

Anda boleh melihat butang telah dinyahaktifkan apabila kad anda berjaya dibuka kunci.